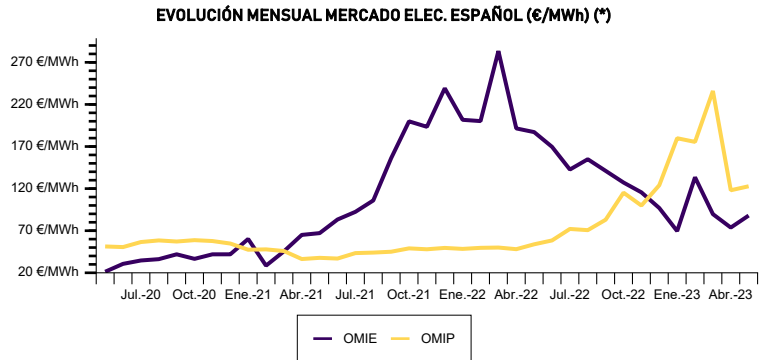




INFORME MERCADO MENSUAL (ABR.-23)

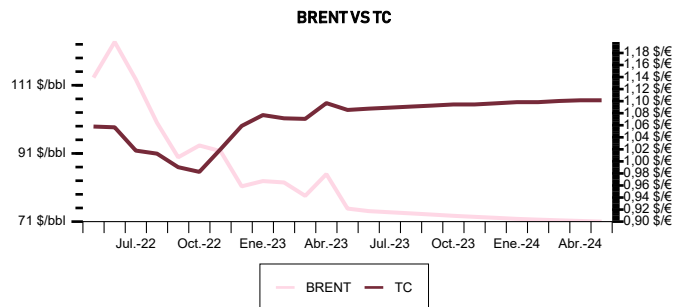
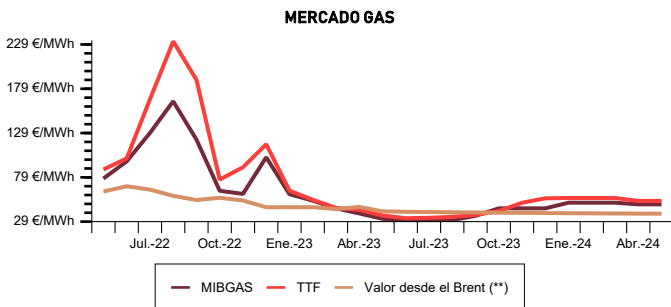
ELECTRICIDAD

REFERENCIA	PRECIO Abr.-23	VARIACIÓN	
		(vs Mar.-23)	(vs Abr.-22)
OMIE (media)	73.73 €/MWh	-17.80% ▼	-61.50% ▼
OMIP Q3-2023	113.47 €/MWh	-10.64% ▼	-11.59% ▼
OMIP Y-2024	105.02 €/MWh	0.72% ▲	10.72% ▲



(*) La tabla muestra la comparativa entre el precio del OMIE y el valor del OMIP doce meses antes.

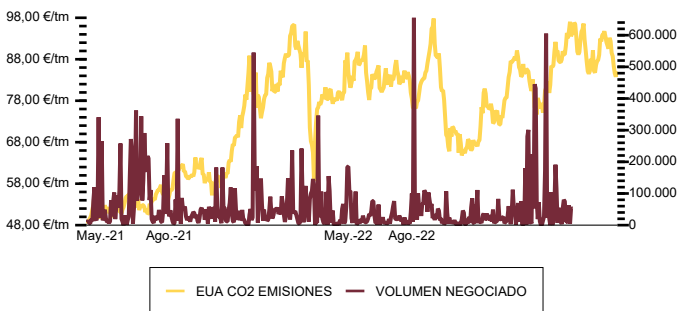
MERCADO GAS



PRDO.	VALOR		MAX		MIN		% VARIACIÓN (vs Mar.-23)	
	MIBGAS €/MWh	TTF €/MWh	MIBGAS €/MWh	TTF €/MWh	MIBGAS €/MWh	TTF €/MWh	MIBGAS €/MWh	TTF €/MWh
Abr.-23	37.69	42.71	43.68	52.16	34.06	38.21	-12.97%	-4.79%
Q3-2023	37.37	40.47	37.59	42.38	36.93	39.01	-20.18%	-17.47%
Y-2024	52.41	56.51	52.95	58.58	50.85	54.82	-1.34%	-1.27%

PRDO.	VALOR		MAX		MIN		% VARIACIÓN (vs Mar.-23)	
	BRENT \$/bbl	TC \$/€	BRENT \$/bbl	TC \$/€	BRENT \$/bbl	TC \$/€	BRENT \$/bbl	TC \$/€
Abr.-23	84.94	1.0962	86.96	1.1057	77.72	1.0870	8.12%	2.55%
Q3-2023	79.37	1.1091	79.84	1.1107	78.91	1.1074	7.46%	0.95%
Y-2024	76.00	1.1206	77.27	1.1238	74.55	1.1167	6.28%	0.93%

EMISIONES CO2



REF.	Abr.-23	Mar.-23	VARIACIÓN (vs Mar.-23)	MAX Abr.-23	MIN Abr.-23
EUAs (€)	90.52	89.23	1.45% ▲	94.75	83.80
CERs (€)	0.00	0.00	NaN% ▼	0.00	0.00
Spread	90.52	89.23	NaN% ▼	94.75	83.80