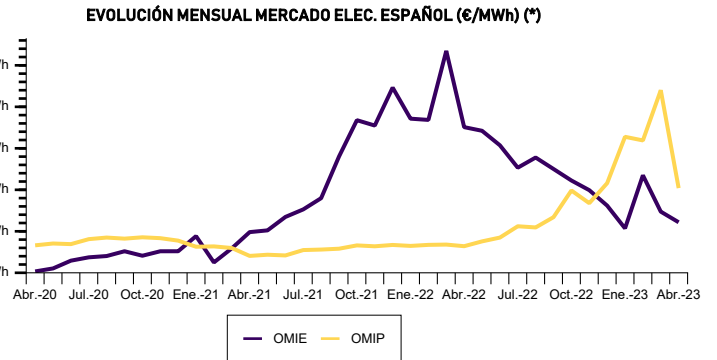




INFORME MERCADO MENSUAL (MAR.-23)

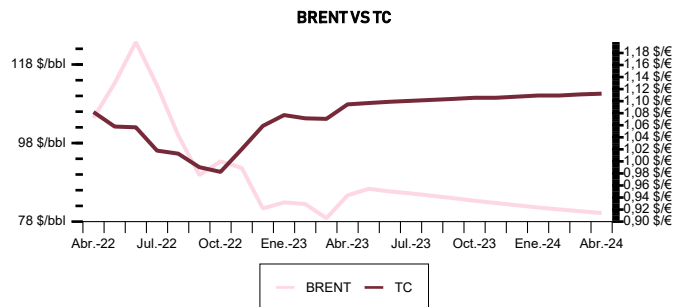
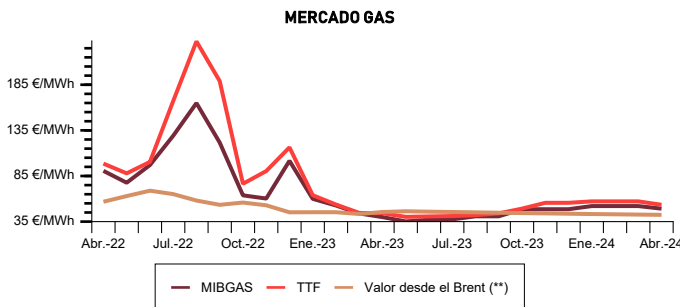
ELECTRICIDAD

REFERENCIA	PRECIO Mar.-23	VARIACIÓN	
		(vs Feb.-23)	(vs Mar.-22)
OMIE (media)	89.70 €/MWh	-32.80% ▼	-68.35% ▼
OMIP Q3-2023	126.97 €/MWh	-4.96% ▼	5.15% ▲
OMIP Y-2024	104.28 €/MWh	-3.28% ▼	12.43% ▲



(*) La tabla muestra la comparativa entre el precio del OMIE y el valor del OMIP doce meses antes.

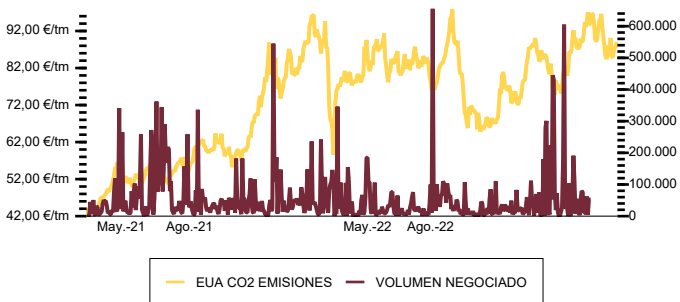
MERCADO GAS



PRDO.	VALOR		MAX		MIN		% VARIACIÓN (vs Feb.-23)	
	MIBGAS €/MWh	TTF €/MWh	MIBGAS €/MWh	TTF €/MWh	MIBGAS €/MWh	TTF €/MWh	MIBGAS €/MWh	TTF €/MWh
Mar.-23	43.30	44.86	49.55	54.64	36.74	39.17	-17.25%	-16.38%
Q3-2023	46.82	49.04	46.82	49.89	46.82	48.39	2.99%	2.15%
Y-2024	53.12	57.24	54.26	59.98	52.69	55.27	4.81%	6.19%

PRDO.	VALOR		MAX		MIN		% VARIACIÓN (vs Feb.-23)	
	BRENT \$/bbl	TC \$/€	BRENT \$/bbl	TC \$/€	BRENT \$/bbl	TC \$/€	BRENT \$/bbl	TC \$/€
Mar.-23	78.86	1.0689	86.09	1.0886	72.46	1.0545	-4.40%	-0.21%
Q3-2023	73.86	1.0987	74.14	1.1002	73.58	1.0972	-8.68%	2.58%
Y-2024	71.51	1.1102	72.50	1.1144	70.62	1.1058	-6.18%	2.22%

EMISIONES CO2



REF.	Mar.-23	Feb.-23	VARIACIÓN (vs Feb.-23)	MAX Mar.-23	MIN Mar.-23
EUAs (€)	89.23	91.82	-2.82% ▼	96.60	84.52
CERs (€)	0,00	0,00	NaN% ▼	0,00	0,00
Spread	89.23	91.82	NaN% ▼	96.60	84.52