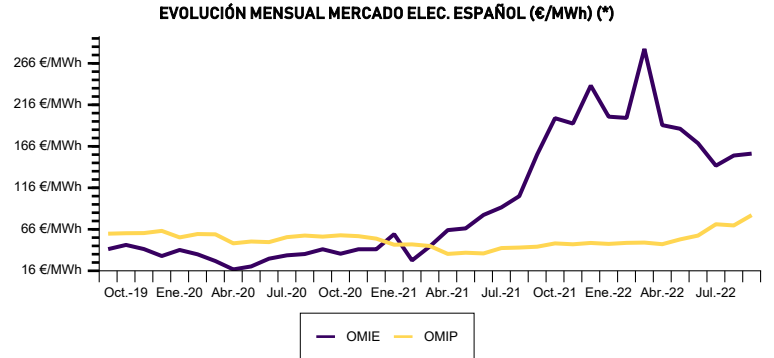




**INFORME MERCADO MENSUAL (AGO.-22)**

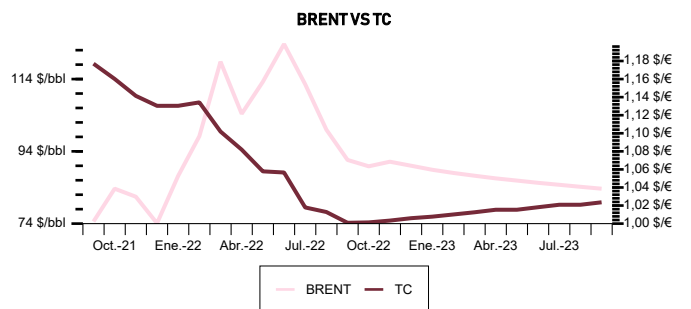
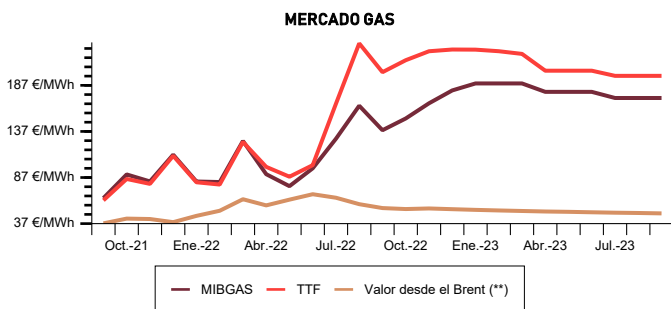
**ELECTRICIDAD**

REFERENCIA	PRECIO Ago.-22	VARIACIÓN	
		(vs Jul.-22)	(vs Ago.-21)
OMIE (media)	154,89 €/MWh	8,58% ▲	46,21% ▲
OMIP Q4-2022	241,51 €/MWh	56,82% ▲	205,17% ▲
OMIP Y-2023	258,47 €/MWh	22,65% ▲	335,50% ▲



(\*) La tabla muestra la comparativa entre el precio del OMIE y el valor del OMIP doce meses antes.

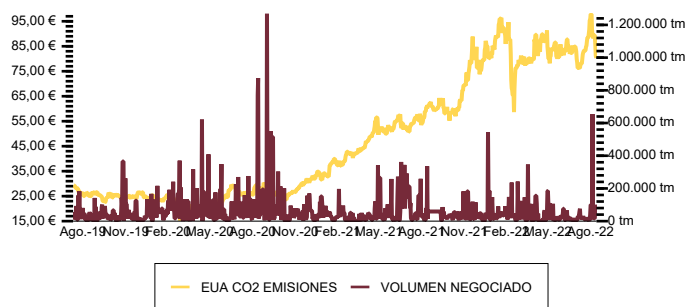
**MERCADO GAS**



PRDO.	VALOR		MAX		MIN		% VARIACIÓN (vs Jul.-22)	
	MIBGAS €/MWh	TTF €/MWh	MIBGAS €/MWh	TTF €/MWh	MIBGAS €/MWh	TTF €/MWh	MIBGAS €/MWh	TTF €/MWh
Ago.-22	163,99	233,73	225,03	312,74	120,57	191,35	27,31%	39,68%
Q4-2022	192,90	246,53	199,42	248,78	187,37	242,80	12,37%	29,15%
Y-2023	174,78	193,68	211,85	242,25	156,24	168,40	23,25%	30,84%

PRDO.	VALOR		MAX		MIN		% VARIACIÓN (vs Jul.-22)	
	BRENT \$/bbl	TC \$/€	BRENT \$/bbl	TC \$/€	BRENT \$/bbl	TC \$/€	BRENT \$/bbl	TC \$/€
Ago.-22	99,99	1,0133	102,69	1,0338	92,23	0,9927	-11,16%	-0,54%
Q4-2022	95,82	1,0074	96,90	1,0097	95,10	1,0053	-3,79%	-1,78%
Y-2023	89,82	1,0217	94,00	1,0303	86,31	1,0115	-2,81%	-1,99%

**EMISIONES CO2**



REF.	Ago.-22	Jul.-22	VARIACIÓN (vs Jul.-22)	MAX Ago.-22	MIN Ago.-22
EUAs (€)	87,81	81,33	7,97% ▲	97,82	79,82
CERs (€)	0,00	0,00	NaN% ▼	0,00	0,00
Spread	87,81	81,33	NaN% ▼	97,82	79,82